

American Recovery and Reinvestment Act of 2009 (ARRA)

By: Brian Blanchard, P.E.
Chief Engineer

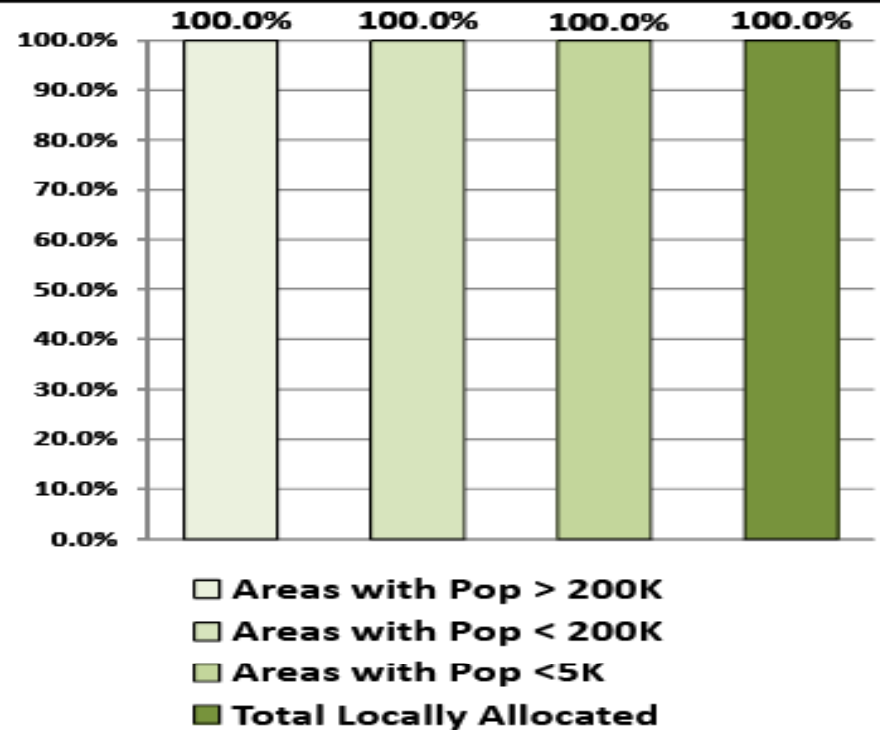
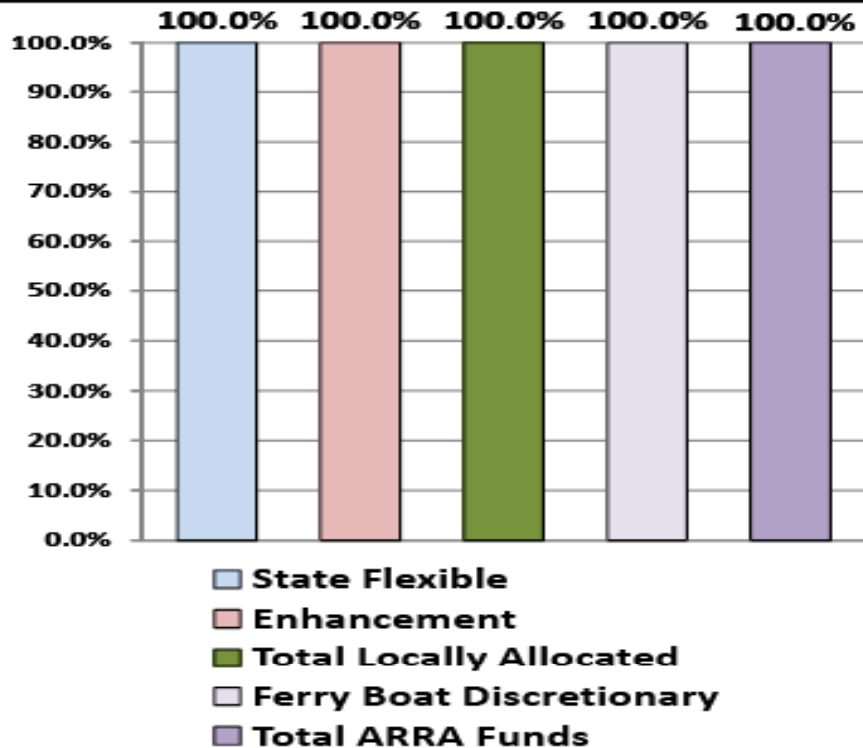
Recent Federal Issues (Jobs Bill)

- 2010 Economic Stimulus?
 - House passed \$150 billion “Jobs for Main Street Act” on December 16
 - Same transportation funding levels as 2009 Economic Stimulus
 - 50% must be under contract within 90 days of apportionment
 - \$19.5 billion from General Fund for Highway Trust Fund
 - Extension of SAFETEA-LU through September 2010
 - Senate proposal is a \$15 billion Jobs bill with tax breaks for hiring. One year waiver on 6.2% Social Security payroll tax.
- Federal Transportation Program Authorization
 - House:
 - Transportation and Infrastructure Committee bill: 6-year authorization
 - Interim measures discussed above (\$19.5 billion)
 - Senate:
 - Draft: about \$20 billion for Highway Trust Fund

ARRA of 2009

- February 17, 2009
 - Congress enacted the American Recovery and Reinvestment Act (ARRA) of 2009
- Three main goals
 - Create and save jobs
 - Spur economic activity and invest in economic growth
 - Foster unprecedented levels of accountability and transparency in government spending

Florida ARRA Highway Funds Obligated to Date Status as of February 19, 2010



ARRA Fund Category	Available	Obligated to Date	Percent Obligated	Remaining Unobligated
State Flexible	902,312,452	902,312,452	100.0%	-
Enhancement	40,402,050	40,402,050	100.0%	-
Locally Allocated:				
Areas with Pop > 200K	292,653,602	292,653,602	100.0%	-
Areas with Pop < 200K	94,632,788	94,632,788	100.0%	-
Areas with Pop < 5K	16,734,111	16,734,111	100.0%	-
Total Locally Allocated	404,020,501	404,020,501	100.0%	-
Ferry Boat Discretionary	3,000,000	3,000,000	100.0%	-
Total ARRA Funds	1,349,735,003	1,349,735,003	100.0%	-

Key Dates to Remember

- By March 1, 2010, the state must obligate 100% of all ARRA highway funds. Any not obligated will be withdrawn and redistributed to other states
- ARRA funds remain available for initial obligations on projects, de-obligations and re-obligations on new projects through September 30, 2010

D/B Firms Shortlisted since February 01, 2009

124 contractors shortlisted
42 contractors shortlisted once
37 contractors shortlisted two times
10 contractors shortlisted three times
11 contractors shortlisted four times
7 contractors shortlisted five times

ARRA in FDOT

- 565 highway and bridge projects identified totaling \$1.34 billion
 - 71% are Local Agency Programs
 - \$950 million of work is under contract
- 21 airport projects approved totaling \$71.9 million
- 172 transit projects totaling \$316 million

Figures are current as of February 16, 2010.

Reporting

The Office of Inspector General

- Collects
- Tracks
- Validates and
- Reports

All ARRA related data

Jobs Reporting System

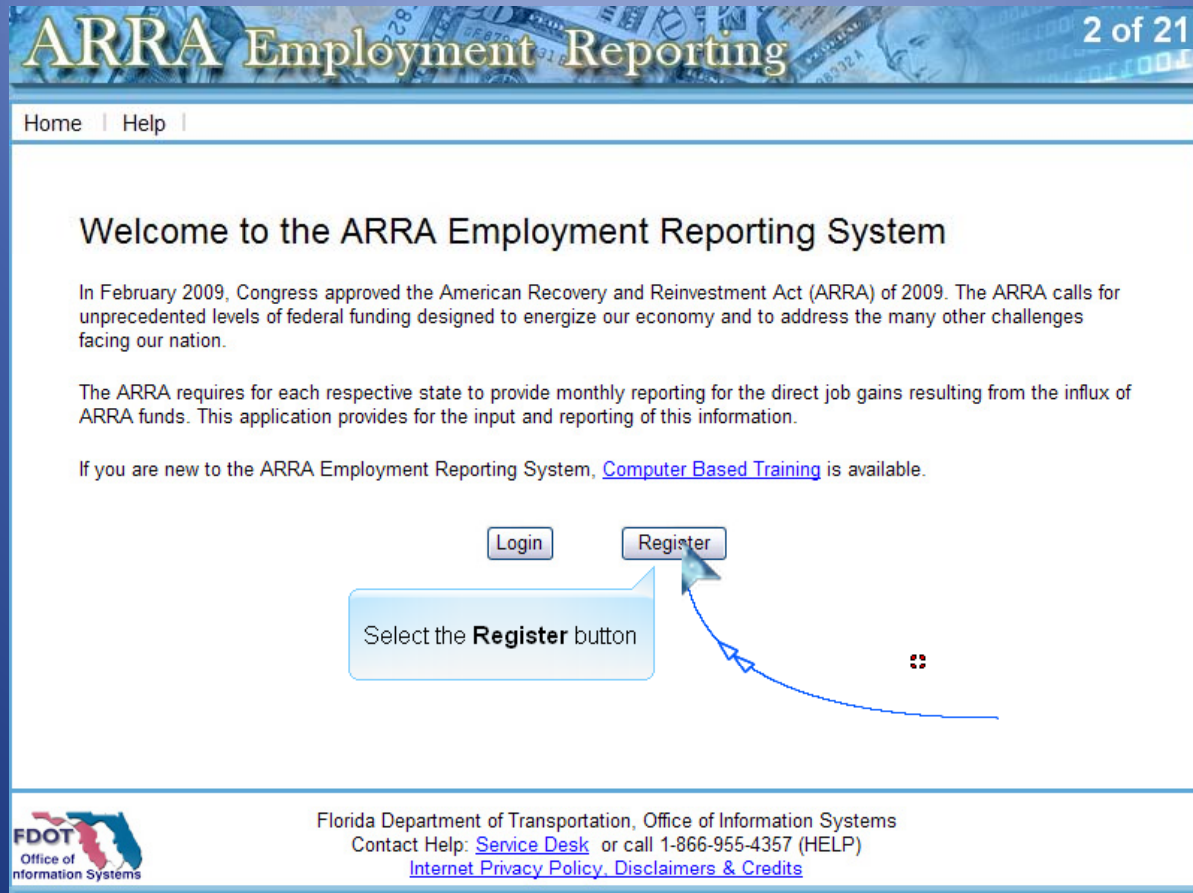
- Web-based
- Requires an Internet Subscriber Account
- Ability to access assigned contracts
- Local Agencies will be able to enter Local Agency contract numbers

ARRA Brochures are available for download from the Inspector General's website:
<http://www.dot.state.fl.us/InspectorGeneral>

Reporting Due Dates

- Employee data must be entered in the system by the 10th of each month
 - Entered by Local Agency or FDOT contractor
 - Failure to submit the required ARRA employment data will result in non-payment of invoices as stipulated in your agreement.
There are no exceptions to these reporting requirements.

Employment Reporting System



ARRA Employment Reporting 2 of 21

Home | Help |

Welcome to the ARRA Employment Reporting System

In February 2009, Congress approved the American Recovery and Reinvestment Act (ARRA) of 2009. The ARRA calls for unprecedented levels of federal funding designed to energize our economy and to address the many other challenges facing our nation.

The ARRA requires for each respective state to provide monthly reporting for the direct job gains resulting from the influx of ARRA funds. This application provides for the input and reporting of this information.

If you are new to the ARRA Employment Reporting System, [Computer Based Training](#) is available.

Login Register

Select the **Register** button

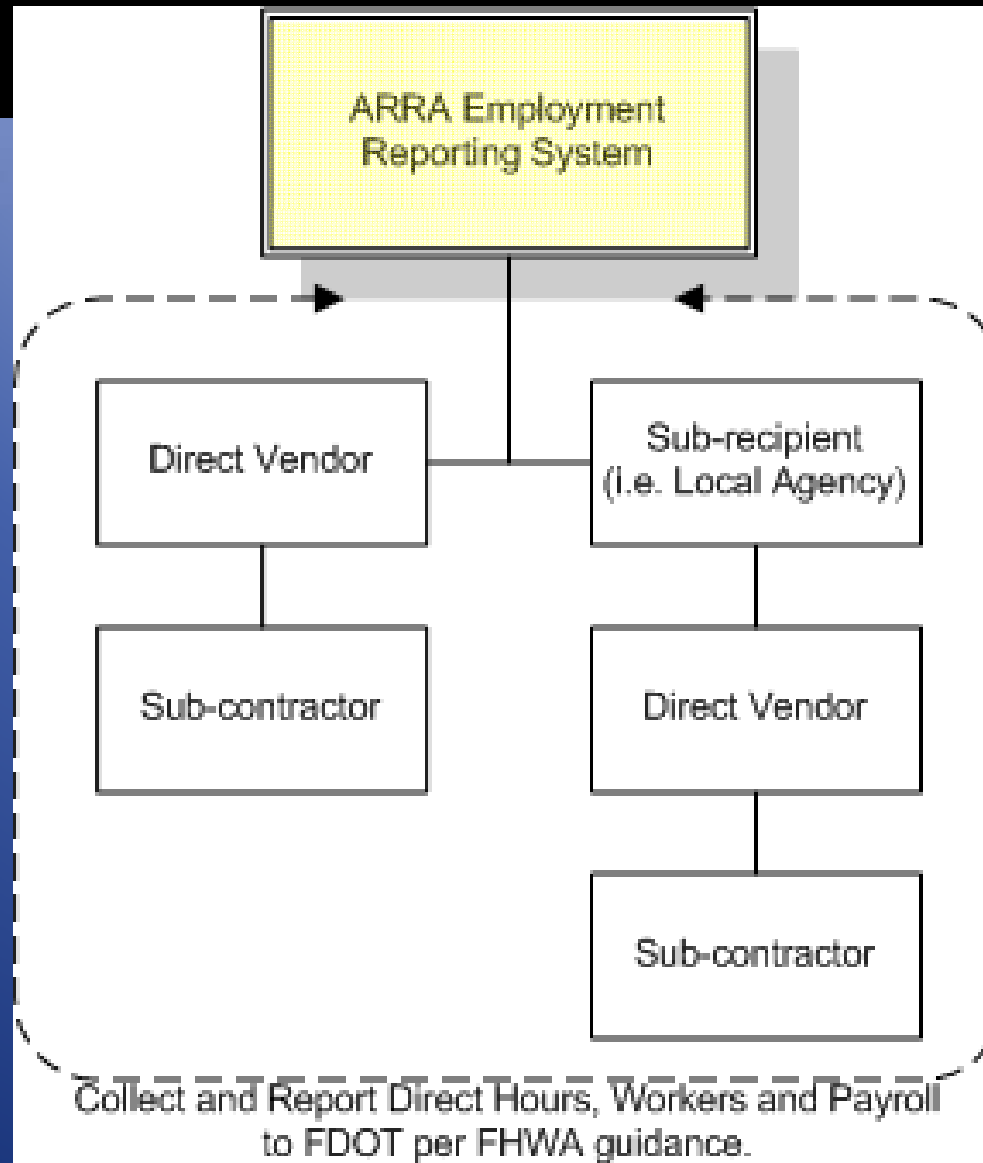
FDOT
Office of
Information Systems

Florida Department of Transportation, Office of Information Systems
Contact Help: [Service Desk](#) or call 1-866-955-4357 (HELP)
[Internet Privacy Policy](#), [Disclaimers & Credits](#)


MONTHLY EMPLOYMENT REPORT

- Total number of employees
- Total hours worked
- Total payroll

Reporting Flowchart



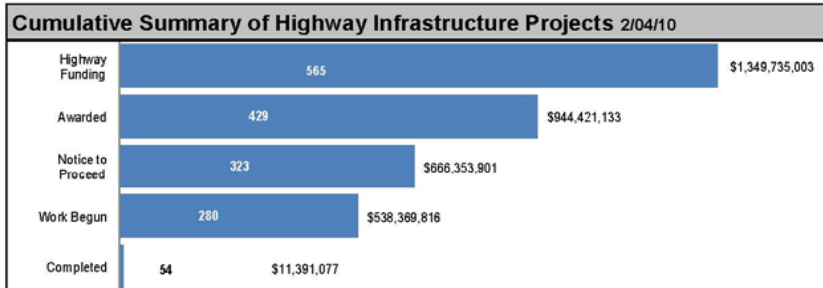
ARRA Weekly Dashboard



Expenditures as of 2/03/10

Construction	\$121,287,793
LAP	\$2,601,044
Consultant	\$5,159,117
Other*	\$4,998,490
TOTAL	\$134,046,444

* Transit capital grants and purchases.



Comparative Summary of Highway Infrastructure Projects (Oberstar data)

Category	T&I 11/30/2009	T&I 12/31/2009	As of 2/04/2010
Number of Projects Advertised	457	482	521
Recovery Act Funds	\$1,476,115,175	\$1,497,544,938	\$1,535,292,806
Percent of Recovery Act Funds	110.16%	111.76%	114.57%
Number of Projects Awarded	313	342	429
Recovery Act Funds	\$870,580,138	\$909,208,438	\$944,421,133
Percent of Recovery Act Funds	64.97%	67.85%	70.48%
Number of Projects with Notice to Proceed	218	256	323
Recovery Act Funds	\$648,200,710	\$683,664,862	\$666,353,901
Percent of Recovery Act Funds	48.37%	51.02%	49.73%
Number of Projects with Work Begun	180	210	280
Recovery Act Funds	\$525,741,978	\$549,648,631	\$538,369,816
Percent of Recovery Act Funds	39.23%	41.02%	40.18%
Number of Projects Completed	31	39	54
Recovery Act Funds	\$5,908,036	\$7,211,332	\$11,391,077
Percent of Recovery Act Funds	0.44%	0.54%	0.85%



Florida Department of Transportation

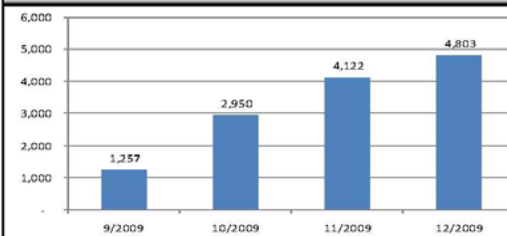


ARRA Dashboard - February 8, 2010

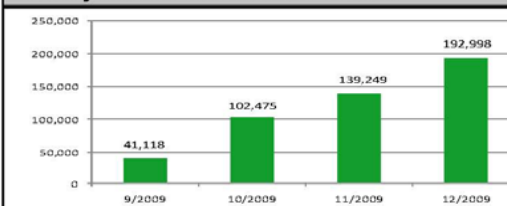
JOBS DATA

January Jobs Data will be available after February 20, 2010

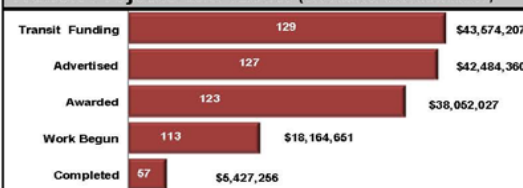
Monthly Workers Reported as of 2/05/10



Monthly Worker Job Hours as of 2/05/10



Transit Projects as of 12/31/09 (see back for add'l information)



We continue to validate this data for our monthly submission to FHWA and Transportation and Infrastructure

Obligations as of 2/05/10

Highway Infrastructure Obligations (millions)

Available for Obligations	1,349.7
Obligated to Date	1,265.3
Remaining to be Obligated	84.4
Percent Obligated to Date	93.7%

DATES OF INTEREST

February 10

- ✓ Deadline for vendors/locals reporting of January jobs data in the Department's ARRA Employment Reporting System

February 17

- ✓ One-year anniversary of the American Recovery and Reinvestment Act of 2009
- ✓ Maintenance of Effort report due to FHWA

February 20

- ✓ FHWA ARRA report submission

- ✓ Chairman Oberstar submission

March 2

- ✓ FHWA redistributes all ARRA unobligated Highway Investment Funds

ARRA Weekly Dashboard

Recovery Act Dollars (in millions)



Expenditures as of 2/03/10

Construction	\$121,287,793
LAP	\$2,601,044
Consultant	\$5,159,117
Other*	\$4,998,490
TOTAL	\$134,046,444

* Transit capital grants and purchases.

Transportation



Dashboard - February 8, 2010

Obligations as of 2/05/10

Highway Infrastructure Obligations (millions)	
Available for Obligations	1,349.7
Obligated to Date	1,265.3
Remaining to be Obligated	84.4
Percent Obligated to Date	93.7%

DATES OF INTEREST

February 10

- ✓ Deadline for vendors/locals reporting of January jobs data in the Department's ARRA Employment Reporting System

February 17

- ✓ One-year anniversary of the American Recovery and Reinvestment Act of 2009
- ✓ Maintenance of Effort report due to FHWA

February 20

- ✓ FHWA ARRA report submission
- ✓ Chairman Oberstar submission

March 2

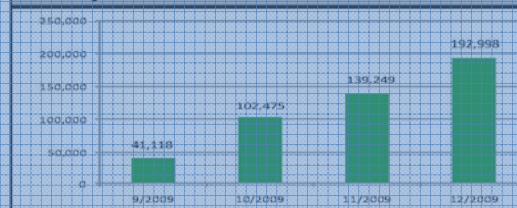
- ✓ FHWA redistributes all ARRA unobligated Highway Investment Funds

Work Begun	280	\$538,369,816
Completed	54	\$11,391,077

Comparative Summary of Highway Infrastructure Projects (Oberstar data)

Category	T&I 11/30/2009	T&I 12/31/2009	As of 2/04/2010
Number of Projects Advertised	457	482	521
Recovery Act Funds	\$1,476,115,175	\$1,497,544,938	\$1,535,292,806
Percent of Recovery Act Funds	110.16%	111.76%	114.57%
Number of Projects Awarded	313	342	429
Recovery Act Funds	\$870,580,138	\$909,208,438	\$944,421,133
Percent of Recovery Act Funds	64.97%	67.85%	70.48%
Number of Projects with Notice to Proceed	218	258	323
Recovery Act Funds	\$648,200,710	\$683,664,862	\$666,353,901
Percent of Recovery Act Funds	48.37%	51.02%	49.73%
Number of Projects with Work Begun	180	210	280
Recovery Act Funds	\$525,741,978	\$549,648,631	\$538,369,816
Percent of Recovery Act Funds	39.23%	41.02%	40.18%
Number of Projects Completed	31	39	54
Recovery Act Funds	\$5,908,036	\$7,211,332	\$11,391,077
Percent of Recovery Act Funds	0.44%	0.54%	0.85%

Monthly Worker Job Hours as of 2/05/10



Transit Projects as of 12/31/09 (see back for add'l information)

Transit Funding	128	\$43,674,207
Advertised	127	\$42,484,360
Awarded	123	\$38,062,027
Work Begun	113	\$18,164,651
Completed	57	\$6,427,266

We continue to validate this data for our monthly submission to FHWA and Transportation and Infrastructure

ARRA Weekly Dashboard



Expenditures as of 2/03/10

Construction	\$121,287,793
LAP	\$2,601,044
Consultant	\$5,159,117
Other*	\$4,998,490
TOTAL	\$134,046,444



Florida Department of Transportation

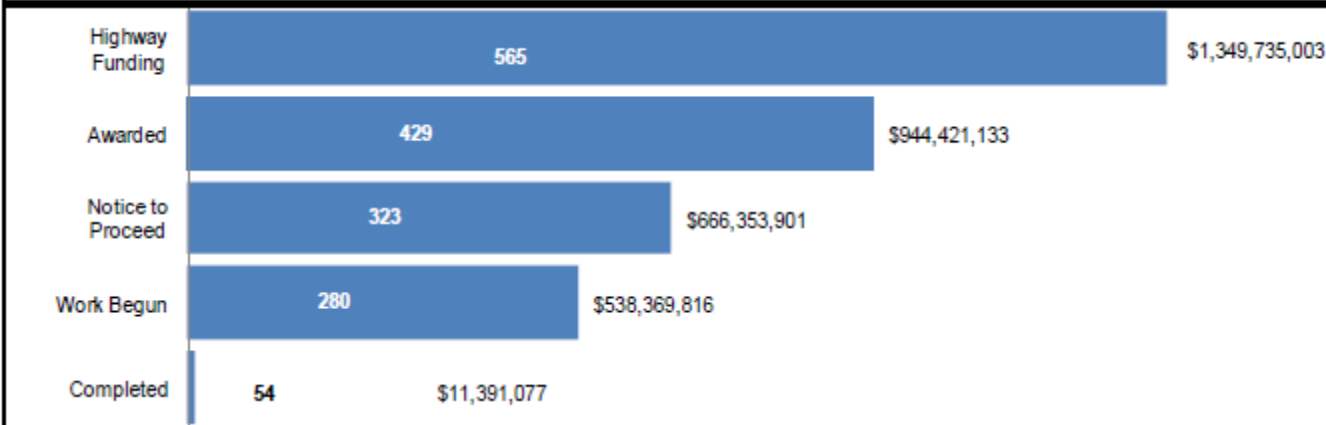


ARRA Dashboard - February 8, 2010

JOBS DATA

January Jobs Data will be available after February 20, 2010

Cumulative Summary of Highway Infrastructure Projects 2/04/10



Obligations as of 2/05/10

Highway Infrastructure Obligations (millions)

Available for Obligations	1,349.7
Obligated to Date	1,265.3
Remaining to be Obligated	84.4
Percent Obligated to Date	93.7%

DATES OF INTEREST

February 10

- ✓ Deadline for vendors/locals reporting of January jobs data in the Department's ARRA Employment Reporting System

February 17

- ✓ One-year anniversary of the American Recovery and Reinvestment Act of 2009
- ✓ Maintenance of Effort report due to FHWA

February 20

- ✓ FHWA ARRA report submission


- ✓ Chairman Oberstar submission

March 2

- ✓ FHWA redistributes all ARRA unobligated Highway Investment Funds


Percent of Recovery Act Funds	110.16%	111.76%	114.57%
Number of Projects Awarded	313	342	429
Recovery Act Funds	\$870,580,138	\$909,208,438	\$944,421,133
Percent of Recovery Act Funds	64.97%	67.85%	70.48%
Number of Projects with Notice to Proceed	218	258	323
Recovery Act Funds	\$648,200,710	\$683,664,862	\$666,353,901
Percent of Recovery Act Funds	48.37%	51.02%	49.73%
Number of Projects with Work Begun	180	210	280
Recovery Act Funds	\$525,741,978	\$549,648,631	\$538,369,816
Percent of Recovery Act Funds	39.23%	41.02%	40.18%
Number of Projects Completed	31	39	54
Recovery Act Funds	\$5,908,036	\$7,211,332	\$11,391,077
Percent of Recovery Act Funds	0.44%	0.54%	0.85%

Transit Projects as of 12/31/09 (see back for add'l information)



We continue to validate this data for our monthly submission to FHWA and Transportation and Infrastructure

ARRA Weekly Dashboard



Expenditures as of 2/03/10

Construction	\$121,287,793
LAP	\$2,601,044
Consultant	\$5,159,117
Other*	\$4,998,490
TOTAL	\$134,046,444

* Transit capital grants and purchases.



Florida Department of Transportation




ARRA Dashboard - February 8, 2010

JOBS DATA

January Jobs Data will be available after February 20, 2010

Monthly Workers Reported as of 2/05/10



Obligations as of 2/05/10

Highway Infrastructure Obligations (millions)

Available for Obligations	1,349.7
Obligated to Date	1,265.3
Remaining to be Obligated	84.4
Percent Obligated to Date	93.7%

DATES OF INTEREST

February 10

- ✓ Deadline for vendors/locals reporting of January jobs data in the Department's ARRA Employment Reporting System

February 17

- ✓ One-year anniversary of the American Recovery and Reinvestment Act of 2009
- ✓ Maintenance of Effort report due to FHWA

February 20

- ✓ FHWA ARRA report submission
- ✓ Chairman Oberstar submission


March 2

- ✓ FHWA redistributes all ARRA unobligated Highway Investment Funds

Comparative Summary of Highway Infrastructure Projects (Oberstar data)

Category	T&I 11/30/2009	T&I 12/31/2009	As of 2/04/2010
Number of Projects Advertised	457	482	521
Recovery Act Funds	\$1,476,115,175	\$1,497,544,938	\$1,535,292,806
Percent of Recovery Act Funds	110.16%	111.76%	114.57%
Number of Projects Awarded	313	342	429
Recovery Act Funds	\$870,580,138	\$909,208,438	\$944,421,133
Percent of Recovery Act Funds	64.97%	67.85%	70.48%
Number of Projects with Notice to Proceed	218	256	323
Recovery Act Funds	\$648,200,710	\$683,664,862	\$666,353,901
Percent of Recovery Act Funds	48.37%	51.02%	49.73%
Number of Projects with Work Begun	180	210	280
Recovery Act Funds	\$525,741,978	\$549,648,631	\$538,369,816
Percent of Recovery Act Funds	39.23%	41.02%	40.18%
Number of Projects Completed	31	39	54
Recovery Act Funds	\$5,908,036	\$7,211,332	\$11,391,077
Percent of Recovery Act Funds	0.44%	0.54%	0.85%

ARRA Weekly Dashboard



Expenditures as of 2/03/10

Construction	\$121,287,793
LAP	
Consultants	
Other*	
TOTAL	

* Transit



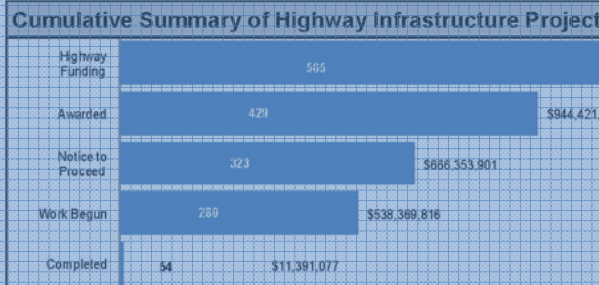
Florida Department of Transportation



February 8, 2010

Obligations as of 2/05/10

Category	Amount (millions)
Available for Obligations	1,349.7
Obligated to Date	1,265.3
Remaining to be Obligated	84.4
Percent Obligated to Date	93.7%



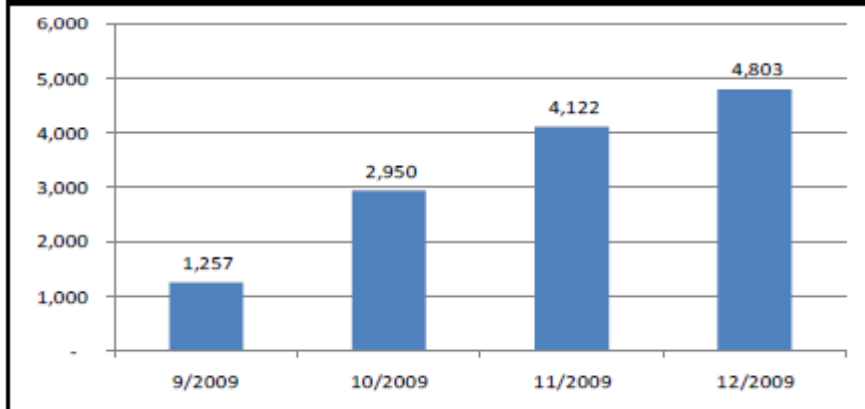
Comparative Summary of Highway Infrastructure Projects

Category	T&I 11/30/2009	T&I 12/31/2009
Number of Projects Advertised	457	
Recovery Act Funds	\$1,476,115,175	\$1,491,000,000
Percent of Recovery Act Funds	110.16%	
Number of Projects Awarded	313	
Recovery Act Funds	\$870,580,138	\$906,000,000
Percent of Recovery Act Funds	64.97%	
Number of Projects with Notice to Proceed	218	
Recovery Act Funds	\$648,200,710	\$683,000,000
Percent of Recovery Act Funds	48.37%	
Number of Projects with Work Begun	180	
Recovery Act Funds	\$525,741,978	\$541,000,000
Percent of Recovery Act Funds	39.23%	
Number of Projects Completed	31	
Recovery Act Funds	\$5,908,036	\$5,908,036
Percent of Recovery Act Funds	0.44%	

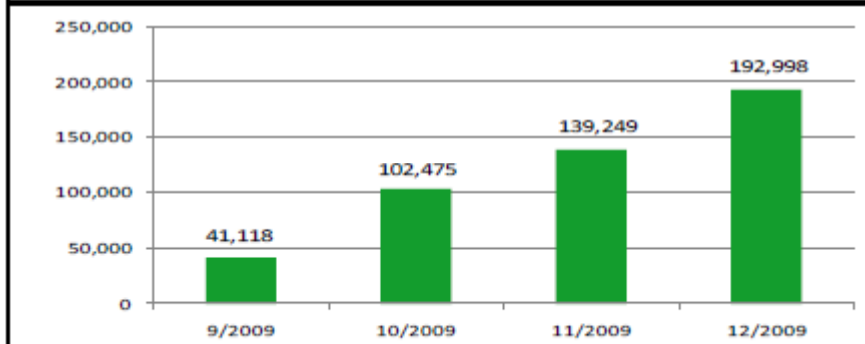
JOBS DATA

January Jobs Data will be available after February 20, 2010

Monthly Workers Reported as of 2/05/10




Monthly Worker Job Hours as of 2/05/10



- DATES OF INTEREST**
- February 10: Deadline for vendors/locals reporting of January jobs data in the Department's ARRA Employment Reporting System.
 - February 17: One-year anniversary of the American Recovery and Reinvestment Act of 2009. Maintenance of Effort report due to FHWA.
 - February 20: FHWA ARRA report submission; Chairman Oberstar submission.
 - February 22: FHWA redistributes all ARRA unobligated Highway Investment Funds.

ARRA Weekly Dashboard



Expenditures as of 2/03/10

Construction	\$121,287,793
LAP	\$2,601,044
Consultant	\$5,159,117
Other*	\$4,998,490
TOTAL	\$134,046,444

* Transit capital grants and purchases.



Florida Department of Transportation

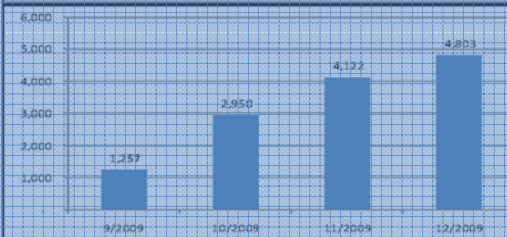


ARRA Dashboard - February 8, 2010

JOBS DATA

January Jobs Data will be available after February 20, 2010

Monthly Workers Reported as of 2/05/10



Monthly Worker Job Hours as of 2/05/10



Obligations as of 2/05/10

Highway Infrastructure Obligations (millions)

Available for Obligations	1,349.7
Obligated to Date	1,265.3
Remaining to be Obligated	84.4
Percent Obligated to Date	93.7%

DATES OF INTEREST

February 10

- ✓ Deadline for vendors/locals reporting of January jobs data in the Department's ARRA Employment Reporting System

February 17

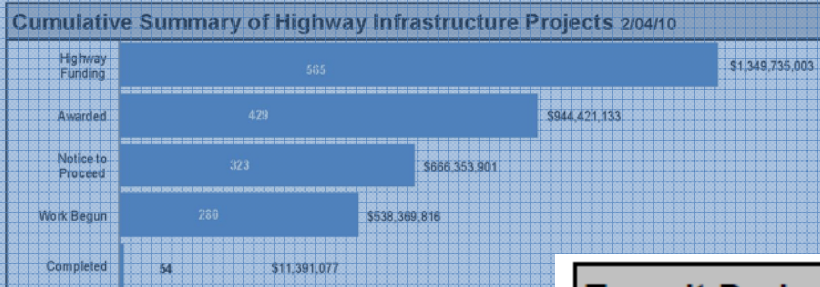
- ✓ One-year anniversary of the American Recovery and Reinvestment Act of 2009
- ✓ Maintenance of Effort report due to FHWA

February 20

- ✓ FHWA ARRA report submission
- ✓ Chairman Oberstar submission

March 2

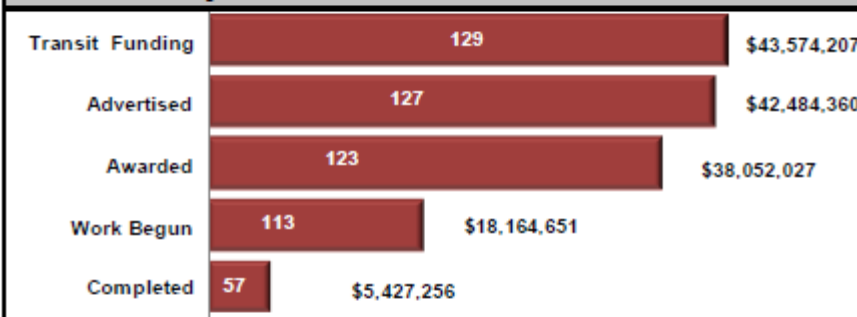
- ✓ FHWA redistributes all ARRA unobligated Highway Investment Funds



Comparative Summary of Highway Infrastructure P


Category	T&I 11/30/2009
Number of Projects Advertised	457
Recovery Act Funds	\$1,476,115,175
Percent of Recovery Act Funds	110.16%
Number of Projects Awarded	313
Recovery Act Funds	\$870,580,138
Percent of Recovery Act Funds	64.97%
Number of Projects with Notice to Proceed	218
Recovery Act Funds	\$648,200,710
Percent of Recovery Act Funds	48.37%
Number of Projects with Work Begun	180
Recovery Act Funds	\$525,741,978
Percent of Recovery Act Funds	39.23%
Number of Projects Completed	31
Recovery Act Funds	\$5,908,036
Percent of Recovery Act Funds	0.44%

Transit Projects as of 12/31/09 (see back for add'l information)



We continue to validate this data for our monthly submission to FHWA and Transportation and Infrastructure

ARRA Weekly Dashboard



Expenditures as of 2/03/10

Construction	\$121,287,793
LAP	\$2,601,044
Consultant	
Other*	
TOTAL	

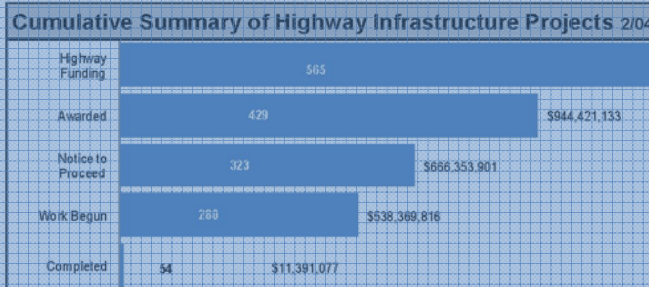
* Transit capital



Florida Department of Transportation



ARRA Dashboard - February 8, 2010



Comparative Summary of Highway Infrastructure Projects (C

Category	T&I 11/30/2009	T&I 12/31/2009	0.85%
Number of Projects Advertised	457	4	
Recovery Act Funds	\$1,476,115,175	\$1,497,544,9	
Percent of Recovery Act Funds	110.16%	111.76%	
Number of Projects Awarded	313	3	
Recovery Act Funds	\$870,580,138	\$909,208,4	
Percent of Recovery Act Funds	64.97%	67.84%	
Number of Projects with Notice to Proceed	218	2	
Recovery Act Funds	\$648,200,710	\$683,664,8	
Percent of Recovery Act Funds	48.37%	51.02%	
Number of Projects with Work Begun	180	2	
Recovery Act Funds	\$525,741,978	\$549,648,6	
Percent of Recovery Act Funds	39.23%	41.02%	
Number of Projects Completed	31	3	
Recovery Act Funds	\$5,908,036	\$7,211,3	
Percent of Recovery Act Funds	0.44%	0.54%	0.85%

DATES OF INTEREST

February 10

- ✓ Deadline for vendors/locals reporting of January jobs data in the Department's ARRA Employment Reporting System

February 17


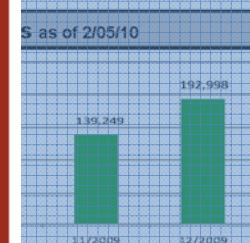
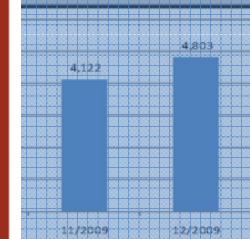
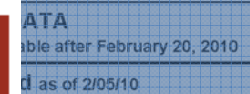
- ✓ One-year anniversary of the American Recovery and Reinvestment Act of 2009
- ✓ Maintenance of Effort report due to FHWA

February 20

- ✓ FHWA ARRA report submission
- ✓ Chairman Oberstar submission

March 2

- ✓ FHWA redistributes all ARRA unobligated Highway Investment Funds



is data for our monthly
d Transportation and

Infrastructure

Obligations as of 2/05/10

Highway Infrastructure Obligations (millions)	
Available for Obligations	1,349.7
Obligated to Date	1,265.3
Remaining to be Obligated	84.4
Percent Obligated to Date	93.7%

DATES OF INTEREST

February 10

- ✓ Deadline for vendors/locals reporting of January jobs data in the Department's ARRA Employment Reporting System

February 17

- ✓ One-year anniversary of the American Recovery and Reinvestment Act of 2009
- ✓ Maintenance of Effort report due to FHWA

February 20

- ✓ FHWA ARRA report submission
- ✓ Chairman Oberstar submission

March 2

- ✓ FHWA redistributes all ARRA unobligated Highway Investment Funds

ARRA Weekly Dashboard

Jobs Data as of 1/30/10	
Cumulative Hours Reported since 6/1/2009	504,490
Cumulative Workers Reported since 6/1/2009	14,029
RECOVERY.gov 4th quarter 2009:	783 FTE's ((Total 4th Quarter Project Hours/520) *ARRA Fund %)
Oberstar as of December 31, 2009:	2,410 FTE's (Cumulative Hours/173)
Link to on-line employment reports	
Oversight	
<p>Government Accountability Office (GAO) – The GAO started its fifth bi-monthly Recovery Act review. As part of this work, we responded to questions from the Department's perspective concerning the Inspector General office efforts in providing state-wide oversight of ARRA funds as part of an overall review of the State's IG community activities related to the Recovery Act. The OIG responded to a GAO questionnaire which focuses on significant issues in collecting and reporting jobs as part of the fourth quarter of 2009, section 1512 reporting.</p> <p>Federal Highway Administration (FHWA) Reporting – The OIG continues to work with FHWA to ensure the department meets reporting requirements. The OIG responded to questions from the FHWA division office concerning ARRA projects being reported on the third quarter of 2009.</p> <p>Federal Recovery Website – The second round of quarterly reporting was posted on January 30, 2010. These reports allow citizens to see stimulus spending from the national level to spending and job creation within their community. The website contains several interactive maps and graphs that can be used to track spending data by zip code or federal agency, along with guides and tutorials that explain how to navigate the site. The website is available at: http://www.recovery.gov/Pages/home.aspx</p> <p>Office of Inspector General (OIG) – The OIG is / has:</p> <ul style="list-style-type: none"> ✓ Conducting a review of the transit data collection process which prepares data for submission to both the FTA and Chairman Oberstar; ✓ Planning a presentation in District 4 to update local agencies on ARRA; ✓ Provided a spreadsheet identifying all the Departments' agreements (contracts or grants) that are funded (in part or in whole) with American Reinvestment and Recovery Act funds to the Division of Accounting and Auditing of the Department of Financial Services; ✓ Responded to GAO questions concerning the Inspector General ARRA Oversight activities; ✓ Responded to questions from GAO on the 1512 Reporting process for the fourth quarter of 2009; and ✓ Submitted to the Districts two lists seeking a detailed explanation by February 11, 2010, for the differences identified between the project estimated and awarded dollars. The two lists of ARRA projects contained the following: A) Projects estimated over \$2 million and awarded 20% or more under the estimate as of 12/31/2009; and B) Projects estimated \$2 million or less and awarded 20% or more under the estimate as of 12/31/2009. <p>Executive Office of the Governor (EOG) – The EOG posted results of our reporting information to the state-wide "FlaReporting" information system through December 31, 2009, on Florida's recovery website at: http://FlaRecovery.com.</p>	

Florida Department of Transportation

ARRA Dashboard - February 8, 2010
Page Two

Airport		
The State of Florida received \$71 million ARRA dollars to fund 21 Airport grants. The primary purpose for these funds are to rehabilitate taxiways and runways. These funds are not managed by the department.		
Rail		
On January 27 th , the Secretary appointed Kevin Thibault as Interim Executive Director/Chief Executive Officer and Nazih Haddad as Chief Operating Officer of the Florida Rail Enterprise.		
The department submitted a federal funding application for \$2.6 billion in ARRA funds for the Orlando-to-Tampa corridor project. On January 28 th , President Obama announced the award of \$1.25 billion of ARRA funds for the Orlando-to-Tampa High Speed Rail line.		
Ferry Boat		
The ferryboat project in District 2 will make terminal improvements including ramp upgrades for safety to the Jacksonville Mayport Ferry. The contract was executed on November 20, 2009, and distributed. The Jacksonville Port Authority is in the process of preparing a Scope of Work to advertise for consultant services to evaluate the Gantry System and develop design plans.		
Transit		
Projects	Dollars	Description
113	\$20,300,000	Non-urbanized/Rural Areas (Section 5311)
16	\$23,274,207	Urbanized Areas (Section 5307) – Governor Appropriated for small urbanized areas.
43	\$271,852,208	This amount includes Fixed-Guideway Modernization bonds (\$5.4 million) and the remainder is Urbanized Areas (Section 5307) funds that go directly to counties and municipalities and are included in the STIP as a non-budgeted item.
172	\$315,426,415	Total Florida ARRA Transit Projects
Economical Disadvantage Areas as of 02/05/10		
Total EDA Obligated	\$270,531,039.00	
Total ARRA Amount	\$1,349,735,003.00	
EDA as % of Total ARRA Amount	20.04%	
Total EDA Obligated	\$270,531,039.00	
Total ARRA Obligated to date	\$1,265,328,070.00	
EDA as % Total Obligated	21.38%	

ARRA Weekly Dashboard

Jobs Data as of 1/30/10

Cumulative Hours Reported since 6
Cumulative Workers Reported since

RECOVERY.gov 4th quarter 2009:
Oberstar as of December 31, 2009:

Oversight

Government Accountability Office – This work, we responded to questions from the Department's perspective concerning the Inspector General office efforts in providing state-wide oversight of ARRA funds as part of an overall review of the State's IG community activities related to the Recovery Act. The OIG responded to a GAO questionnaire which focuses on significant issues in collecting and reporting jobs as part of the fourth quarter of 2009, section 1512 reporting.

Federal Highway Administration – The department meets reporting requirements concerning ARRA projects being reported on the third quarter of 2009.

Federal Recovery Website – The reports allow citizens to see stimulus spending from the national level to spending and job creation within their community. The website contains several interactive maps and graphs that can be used to track spending data by zip code or federal agency, along with guides and tutorials that explain how to navigate the site. The website is available at: <http://www.recovery.gov/>

Office of Inspector General (OIG)

- ✓ Conducting a review of the transit data collection process which prepares data for submission to both the FTA and Chairman Oberstar;
- ✓ Planning a presentation in District 4 to update local agencies on ARRA;
- ✓ Provided a spreadsheet identifying all the Departments' agreements (contracts or grants) that are funded (in part or in whole) with American Reinvestment and Recovery Act funds to the Division of Accounting and Auditing of the Department of Financial Services;
- ✓ Responded to GAO questions concerning the Inspector General ARRA Oversight activities;
- ✓ Responded to questions from GAO on the 1512 Reporting process for the fourth quarter of 2009; and
- ✓ Submitted to the Districts two lists seeking a detailed explanation by February 11, 2010, for the differences identified between the project estimated and awarded dollars. The two lists of ARRA projects contained the following: A) Projects estimated over \$2 million and awarded 20% or more under the estimate as of 12/31/2009; and B) Projects estimated \$2 million or less and awarded 20% or more under the estimate as of 12/31/2009.

Executive Office of the Governor – The EOG posted results of our reporting information to the state-wide "FlaReporting" information system through December 31, 2009, on Florida's recovery website at: <http://FlaRecovery.com>.

Oversight

Government Accountability Office (GAO) – The GAO started its fifth bi-monthly Recovery Act review. As part of this work, we responded to questions from the Department's perspective concerning the Inspector General office efforts in providing state-wide oversight of ARRA funds as part of an overall review of the State's IG community activities related to the Recovery Act. The OIG responded to a GAO questionnaire which focuses on significant issues in collecting and reporting jobs as part of the fourth quarter of 2009, section 1512 reporting.

Federal Highway Administration (FHWA) Reporting – The OIG continues to work with FHWA to ensure the department meets reporting requirements. The OIG responded to questions from the FHWA division office concerning ARRA projects being reported on the third quarter of 2009.

Federal Recovery Website – The second round of quarterly reporting was posted on January 30, 2010. These reports allow citizens to see stimulus spending from the national level to spending and job creation within their community. The website contains several interactive maps and graphs that can be used to track spending data by zip code or federal agency, along with guides and tutorials that explain how to navigate the site. The website is available at: <http://www.recovery.gov/Pages/home.aspx>

Office of Inspector General (OIG) – The OIG is / has:

- ✓ Conducting a review of the transit data collection process which prepares data for submission to both the FTA and Chairman Oberstar;
- ✓ Planning a presentation in District 4 to update local agencies on ARRA;
- ✓ Provided a spreadsheet identifying all the Departments' agreements (contracts or grants) that are funded (in part or in whole) with American Reinvestment and Recovery Act funds to the Division of Accounting and Auditing of the Department of Financial Services;
- ✓ Responded to GAO questions concerning the Inspector General ARRA Oversight activities;
- ✓ Responded to questions from GAO on the 1512 Reporting process for the fourth quarter of 2009; and
- ✓ Submitted to the Districts two lists seeking a detailed explanation by February 11, 2010, for the differences identified between the project estimated and awarded dollars. The two lists of ARRA projects contained the following: A) Projects estimated over \$2 million and awarded 20% or more under the estimate as of 12/31/2009; and B) Projects estimated \$2 million or less and awarded 20% or more under the estimate as of 12/31/2009.

Executive Office of the Governor (EOG) – The EOG posted results of our reporting information to the state-wide "FlaReporting" information system through December 31, 2009, on Florida's recovery website at: <http://FlaRecovery.com>.

Department of Transportation

ARRA Dashboard - February 8, 2010
Page Two

1. Airport grants. The primary purpose for these grants is to ensure that ARRA funds are not managed by the department.

1. Transit. The primary purpose for these grants is to ensure that ARRA funds are not managed by the department.

1. Rail. The primary purpose for these grants is to ensure that ARRA funds are not managed by the department.

1. Safety. The primary purpose for these grants is to ensure that ARRA funds are not managed by the department.

1. Section 5311

1. Section 5307 – Governor Appropriated for small

1. Section 5307 – Governor Appropriated for small

1. Section 5307 – Governor Appropriated for small

EUA as % Total Obligated

21.56%

ARRA Weekly Dashboard

Florida Department of Transportation

ARRA Dashboard - February 8, 2010
Page Two

Jobs Data as of 1/30/10

Cumulative Hours Reported since 6/1/2009: 504,490
Cumulative Workers Rep

RECOVERY.gov 4th qua
Oberstar as of December

Oversight

Government Accountal
this work; we responded
efforts in providing state-
activities related to the R
issues in collecting and r

Federal Highway Admi
department meets report
concerning ARRA projec

Federal Recovery Webs
reports allow citizens to s
munity. The website con
code or federal agency; s
able at: <http://www.reco>

Office of Inspector Gen

- ✓ Conducting a review
and Chairman Ober
- ✓ Planning a presentat
- ✓ Provided a spreadsh
part or in whole) with

- ing of the Department of Financial Services.
- ✓ Responded to GAO questions concerning the Inspector General ARRA Oversight activities;
- ✓ Responded to questions from GAO on the 1512 Reporting process for the fourth quarter of 2009; and
- ✓ Submitted to the Districts two lists seeking a detailed explanation by February 11, 2010, for the differences identified between the project estimated and awarded dollars. The two lists of ARRA projects contained the following: A) Projects estimated over \$2 million and awarded 20% or more under the estimate as of 12/31/2009; and B) Projects estimated \$2 million or less and awarded 20% or more under the estimate as of 12/31/2009.

Executive Office of the Governor (EOG) – The EOG posted results of our reporting information to the state-wide "FlaReporting" information system through December 31, 2009, on Florida's recovery website at: <http://FlaRecovery.com>.

Airport

The State of Florida received \$71 million ARRA dollars to fund 21 Airport grants. The primary purpose for these funds are to rehabilitate taxiways and runways. These funds are not managed by the department.

Rail

On January 27th, the Secretary appointed Kevin Thibault as Interim Executive Director/Chief Executive Officer and Nazih Haddad as Chief Operating Officer of the Florida Rail Enterprise.

The department submitted a federal funding application for \$2.6 billion in ARRA funds for the Orlando-to-Tampa corridor project. On January 28th, President Obama announced the award of \$1.25 billion of ARRA funds for the Orlando-to-Tampa High Speed Rail line.

Ferry Boat

The ferryboat project in District 2 will make terminal improvements including ramp upgrades for safety to the Jacksonville Mayport Ferry. The contract was executed on November 20, 2009, and distributed. The Jacksonville Port Authority is in the process of preparing a Scope of Work to advertise for consultant services to evaluate the Gantry System and develop design plans.

172 \$315,426,415 Total Florida ARRA Transit Projects

Economical Disadvantage Areas as of 02/05/10

Total EDA Obligated	\$270,531,039.00
Total ARRA Amount	\$1,349,735,003.00
EDA as % of Total ARRA Amount	20.04%
Total EDA Obligated	\$270,531,039.00
Total ARRA Obligated to date	\$1,265,328,070.00
EDA as % Total Obligated	21.38%

The primary purpose for
ed by the department.

ector/Chief Executive
e.

unds for the Orlando-to-
d of \$1.25 billion of ARRA

o upgrades for safety to the
and distributed. The Jack-
for consultant services to

or Appropriated for small

ternization bonds
ed Areas (Section 5307)
cipalities and are

included in the DTF as a non-obligated item.

ARRA Weekly Dashboard

Florida Department of Transportation

ARRA Dashboard - February 8, 2010
Page Two

Jobs Data as of 1/30/10	
Cumulative Hours Reported since 6/1/2009	504,490
Cumulative Workers Reported since 6/1/2009	14,029

RECOVERY.gov 4th quarter
Oberstar as of December 31, 2009

Oversight

Government Accountability Commission
this work; we responded to
efforts in providing state-wide
activities related to the Recovery
issues in collecting and reporting

Federal Highway Administration
department meets reporting
concerning ARRA projects

Federal Recovery Website
reports allow citizens to see
community. The website contains
code or federal agency, available
at: <http://www.recovery.gov>

Office of Inspector General

- ✓ Conducting a review of the transit data collection process which prepares data for submission to both the FTA and Chairman Oberstar;
- ✓ Planning a presentation in District 4 to update local agencies on ARRA;
- ✓ Provided a spreadsheet identifying all the Department's agreements (contracts or grants) that are funded (in part or in whole) with American Reinvestment and Recovery Act funds to the Division of Accounting and Auditing of the Department of Financial Services;
- ✓ Responded to GAO questions concerning the Inspector General ARRA Oversight activities;
- ✓ Responded to questions from GAO on the 1512 Reporting process for the fourth quarter of 2009; and
- ✓ Submitted to the Districts two lists seeking a detailed explanation by February 11, 2010, for the differences identified between the project estimated and awarded dollars. The two lists of ARRA projects contained the following: A) Projects estimated over \$2 million and awarded 20% or more under the estimate as of 12/31/2009; and B) Projects estimated \$2 million or less and awarded 20% or more under the estimate as of 12/31/2009.

Executive Office of the Governor (EOG) – The EOG posted results of our reporting information to the state-wide "FlaReporting" information system through December 31, 2009, on Florida's recovery website at <http://FlaRecovery.com>.

Transit

Projects	Dollars	Description
113	\$20,300,000	Non-urbanized/Rural Areas (Section 5311)
16	\$23,274,207	Urbanized Areas (Section 5307) – Governor Appropriated for small urbanized areas.
43	\$271,852,208	This amount includes Fixed-Guideway Modernization bonds (\$5.4 million) and the remainder is Urbanized Areas (Section 5307) funds that go directly to counties and municipalities and are included in the STIP as a non-budgeted item.
172	\$315,426,415	Total Florida ARRA Transit Projects

43	\$271,852,208	urbanized areas. This amount includes Fixed-Guideway Modernization bonds (\$5.4 million) and the remainder is Urbanized Areas (Section 5307) funds that go directly to counties and municipalities and are included in the STIP as a non-budgeted item.
172	\$315,426,415	Total Florida ARRA Transit Projects

Economical Disadvantage Areas as of 02/05/10

Total EDA Obligated	\$270,531,039.00
Total ARRA Amount	\$1,349,735,003.00
EDA as % of Total ARRA Amount	20.04%
Total EDA Obligated	\$270,531,039.00
Total ARRA Obligated to date	\$1,265,328,070.00
EDA as % Total Obligated	21.38%

ARRA Weekly Dashboard

Florida Department of Transportation

ARRA Dashboard - February 8, 2010
Page Two

Jobs Data as of 1/30/10	
Cumulative Hours Reported since 6/1/2009	504,490
Cumulative Workers Reported since 6/1/2009	14,029
RECOVERY.gov 4th quarter 2009:	783 FTE's (Total 4th Quarter Project Hours/520) *ARRA Fund %
Oberstar as of December 31, 2009:	2,410 FTE's (Cumulative Hours/173)

Airport

The State of Florida received \$71 million ARRA dollars to fund 21 Airport grants. The primary purpose for

Oversight

Government Accountab
this work; we responded
efforts in providing state-
activities related to the Re
issues in collecting and re

Federal Highway Admin
department meets reporti
concerning ARRA project

Federal Recovery Webs
reports allow citizens to s
community. The website con
code or federal agency, <http://www.recovery.gov/Pages/home.aspx>

Office of Inspector General (OIG) – The OIG is / has:

- ✓ Conducting a review of the transit data collection process which prepares data for submission to both the FTA and Chairman Oberstar;
- ✓ Planning a presentation in District 4 to update local agencies on ARRA;
- ✓ Provided a spreadsheet identifying all the Departments' agreements (contracts or grants) that are funded (in part or in whole) with American Reinvestment and Recovery Act funds to the Division of Accounting and Auditing of the Department of Financial Services;
- ✓ Responded to GAO questions concerning the Inspector General ARRA Oversight activities;
- ✓ Responded to questions from GAO on the 1512 Reporting process for the fourth quarter of 2009; and
- ✓ Submitted to the Districts two lists seeking a detailed explanation by February 11, 2010, for the differences identified between the project estimated and awarded dollars. The two lists of ARRA projects contained the following: A) Projects estimated over \$2 million and awarded 20% or more under the estimate as of 12/31/2009; and B) Projects estimated \$2 million or less and awarded 20% or more under the estimate as of 12/31/2009.

Executive Office of the Governor (EOG) – The EOG posted results of our reporting information to the state-wide "FlaReporting" information system through December 31, 2009, on Florida's recovery website at <http://FlaRecovery.com>.

Economical Disadvantage Areas as of 02/05/10

Total EDA Obligated	\$270,531,039.00
Total ARRA Amount	\$1,349,735,003.00
EDA as % of Total ARRA Amount	20.04%
Total EDA Obligated	\$270,531,039.00
Total ARRA Obligated to date	\$1,265,328,070.00
EDA as % Total Obligated	21.38%

Projects	Dollars	Description
113	\$20,300,000	Non-urbanized/Rural Areas (Section 5311)
16	\$23,274,207	Urbanized Areas (Section 5307) – Governor Appropriated for small urbanized areas.
43	\$271,852,208	This amount includes Fixed-Guideway Modernization bonds (\$5.4 million) and the remainder is Urbanized Areas (Section 5307) funds that go directly to counties and municipalities and are included in the STIP as a non-budgeted item.
172	\$315,426,415	Total Florida ARRA Transit Projects

Economical Disadvantage Areas as of 02/05/10

Total EDA Obligated	\$270,531,039.00
Total ARRA Amount	\$1,349,735,003.00
EDA as % of Total ARRA Amount	20.04%
Total EDA Obligated	\$270,531,039.00
Total ARRA Obligated to date	\$1,265,328,070.00
EDA as % Total Obligated	21.38%

Reporting Fraud

- Report potential misconduct or fraud when you think someone is:
 - Using department property or people for personal gain;
 - Intentionally misleading the department for financial gain;
or
 - Accepting a gratuity or bribe to “look the other way.”

Reporting Fraud

Florida Department Of Transportation



Report Fraud or Misconduct Within DOT

Home | Business Partners | Employment | Programs | Projects | Related Links | Research/Statistics | Travel Information

"It's never the wrong time to do the right thing."

Contact the OIG:

Division of Internal Investigations will detect, and investigate internal and external crimes of misconduct impacting the Florida Department of Transportation.

Fraud Hotline: 1-800-255-8099

Your contact information:

[help](#)

Name:

Address:

Address:

City:

State:

Phone:

Email:

Report Online:

<http://www3.dot.state.fl.us/fraud>

ZIP:

For Detailed ARRA Project Information

Florida Department Of Transportation



FDOT Search:
Contact Us

<http://www.dot.state.fl.us/planning/economicstimulus/>

Home | Business Partners | Employment | Programs | Projects | Related Links | Research/Statistics | Travel Information

February 16, 2010

The School Crossing Guard Training Program is overseen by the FDOT. The program trains and certifies local school crossing guard trainers. [Learn more](#)

High Level Navigation

Information By Topic
... Please Select One ...
Meetings/Events
... Please Select One ...
Offices
... Please Select One ...

FDOT Facilities



Transportation Improvements - Florida at Work



[Collier County - State Road 951 over Big Marco Pass \(145kb\)](#)

Some documents are pdf files and must be viewed with Adobe Acrobat Reader.

About FDOT

News and Announcements

- [Federal Economic Stimulus](#)
- Get Involved - [Public Meetings](#) and [Opportunities for Input](#)
- For the latest on traffic information in the state, please select following links:
[Traffic Warnings and Updates](#)
[Florida 511](#)
[Florida Highway Patrol](#)

Learn About...

